

If you have any questions, please contact me at [jamie@teachmommyteach.com](mailto:jamie@teachmommyteach.com)

Thank you for downloading!

You May:

- use these resources in your own home or classroom for non-commercial use.
- print as many copies as you would like.
- share the website link, <https://teachmommyteach.com/>, where this printable can be found, so that others can download the file.

You May NOT:

- sell, give away, or share a printed copy. Each person should download separately and print.
- print out a copy for multiple teachers, as in an entire school, co-op, or other group. Each teacher should download separately and print.
- link directly to the pdf. Instead, link to the page on <https://teachmommyteach.com/> or <https://teacherspayteacher.com/> where you found the download.
- claim this or any part of this printable as your own.
- alter this printable and claim it as your own.
- host any of the files on your personal or other websites that can be shared with others.
- Upload this resource to any file sharing sites

Credits!! Thank you Speaking of Images and Open Clipart!



<https://www.teacherspayteachers.com/Store/Speaking-Of-Images>



<https://openclipart.org/>

# Set 1 Book 2: Sam

## Pre-Reading Worksheets

Your child will practice *CVC* words with the letters A, C, D, M, N, O, S, and T in preparation for reading this book.

Your child will practice the acronym O.K. and the high-frequency word *and*.

Name: \_\_\_\_\_


Set 1 Book 2: Sam

Circle the mouth that is saying the sound of the letter shown.

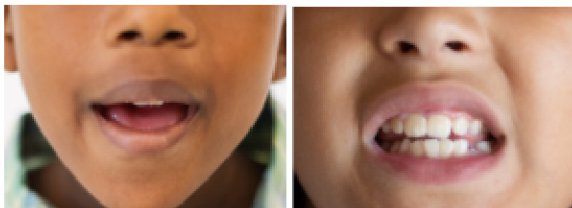
Aa



Cc



Dd




Mm



Nn



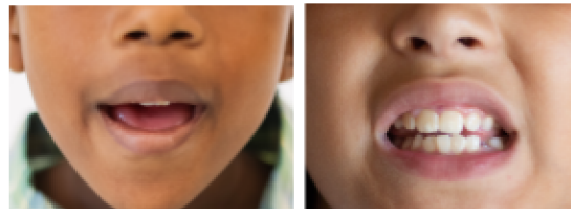
Oo



Ss



Tt



Name: \_\_\_\_\_

Match the letter to the picture that starts with that letter.

Aa



Cc



Dd



Mm



Nn




Oo



Ss



Tt





Thank you [openclipart.org](https://openclipart.org) for providing the wonderful clipart!!

Name: \_\_\_\_\_

Set 1 Book 2: Sam

Read the two words below. Cut out the graphemes (letters) below. Then match the graphemes (letters) to the pictures of the mouths saying the words, and glue. Write the words on the handwriting lines.



a	n	d	c	a	t
---	---	---	---	---	---



---

---

---



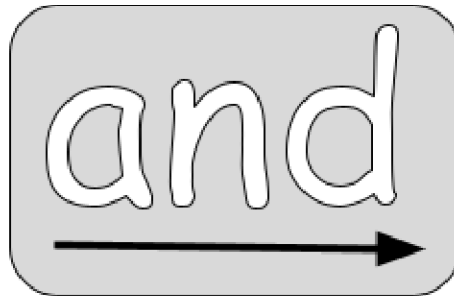
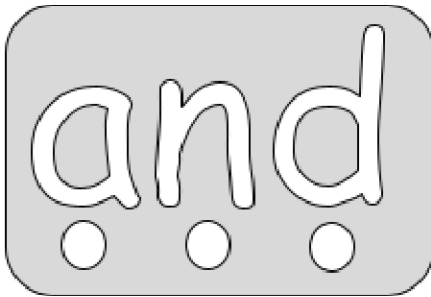
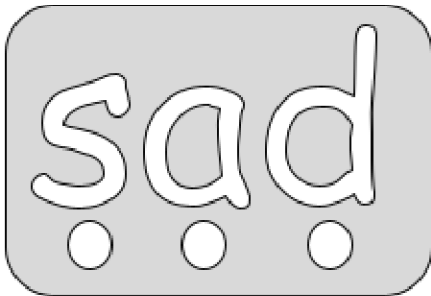
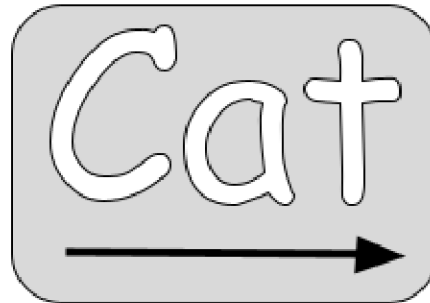
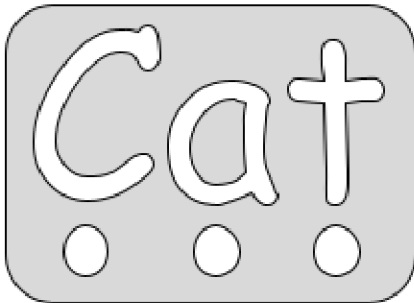
---

---

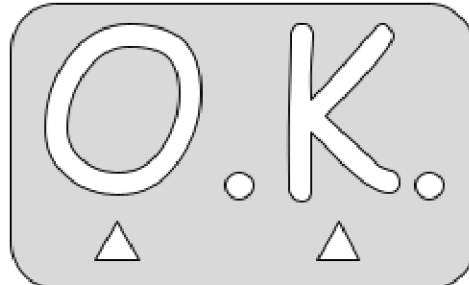
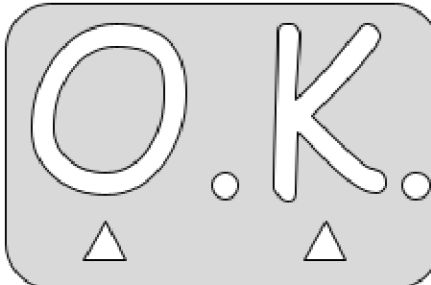
---

Name: \_\_\_\_\_

Touch each dot and say the sound the letter(s) above represent. Then, touching the arrow, put the sounds together to sound out the word.

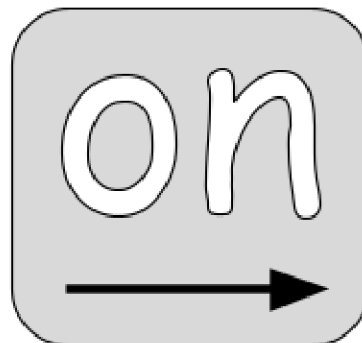
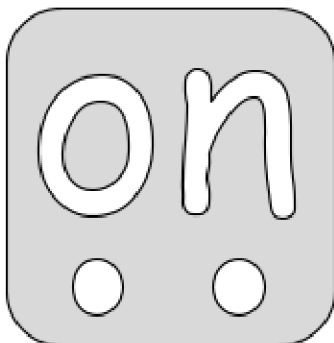
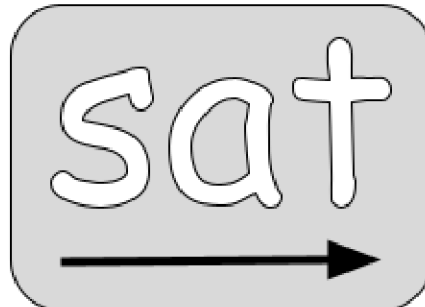
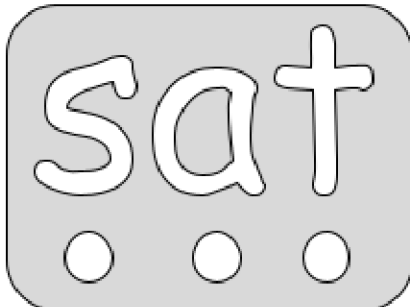
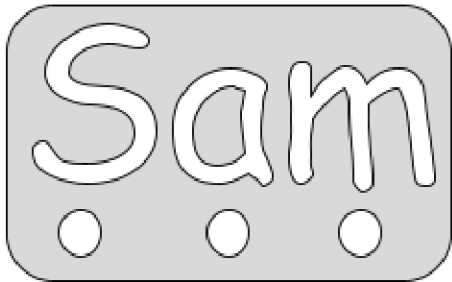
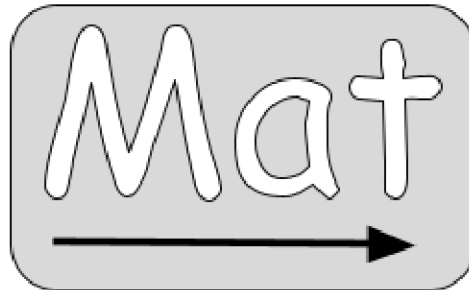
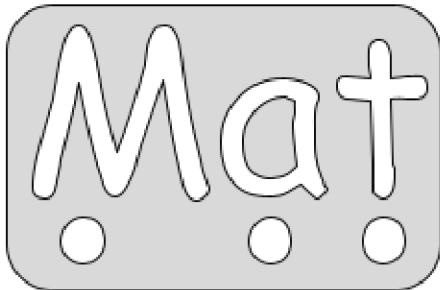


You do not sound out this word. It is an acronym. Just say the letter names.



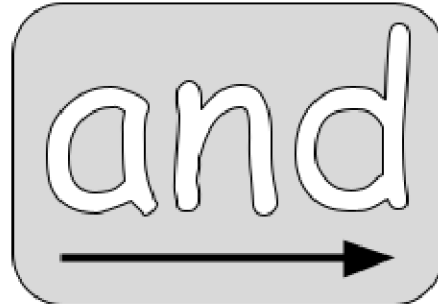
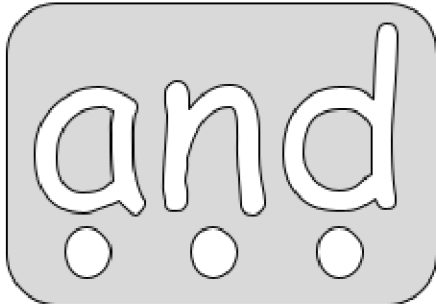
Name: \_\_\_\_\_

You have read these words before. Touch each dot and say the sound the letter(s) above represent. Then, touching the arrow, put the sounds together to sound out the word.




Name: \_\_\_\_\_

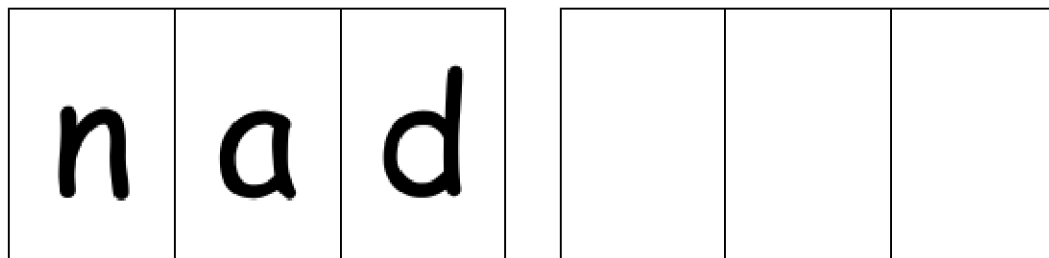
Sound out your new high frequency word.



Color all the clouds with the word AND in it.



Cut and glue the word AND.





Name: \_\_\_\_\_

Cut and glue the word Cat.

--	--	--

Cut and glue the word sad.

--	--	--

Cut and glue the and.

--	--	--

Cut and glue the word O.K..

--	--

c	t	a
---	---	---

d	s	a
---	---	---

n	a	d
---	---	---

K.	O.
----	----


Set 1 Book 2: Sam

Extra Practice

Post-Reading Worksheets

Name: \_\_\_\_\_

Finish writing each word that represents the picture next to it. As you go down the list, each word will only change 1 grapheme (letter or letters that represent one sound.)



mat







\_\_\_\_\_at



\_\_\_\_\_at

Name: \_\_\_\_\_



Mat and sat rhyme. Color all of the other words that rhyme with Mat and sat.



Thank you [openclipart.org](https://openclipart.org) for providing the wonderful clipart!!



Name: \_\_\_\_\_

Sad and Dad rhyme. Color all of the other words that rhyme with sad and dad.



O.K. is an acronym. You do not sound out this word. You say the letter names.


LOL is an acronym. It means Laugh Out Loud. You say the letter names.



Thank you [openclipart.org](http://openclipart.org) for providing the wonderful clipart!!


Create your own book!

1. Write your name on the blank.
2. Color all the pictures.
3. Cut out the book.
4. Staple your book together in order.
5. Read your book!



Staple here

Sad Cat.



2

Staple here

Mad Cat.



3

Staple here

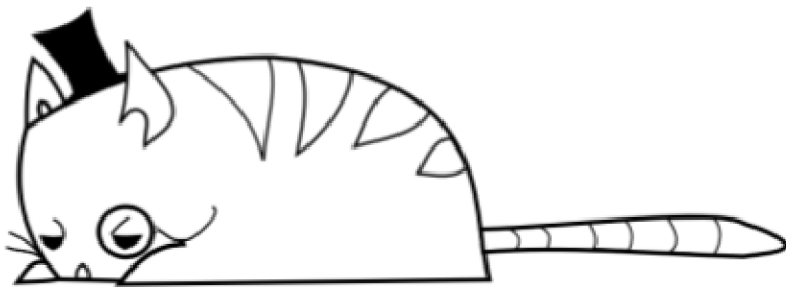
Cat sat.



4

Staple here

Cat hat. LOL Cat!



5



Staple here

O.K. Cat.



6

Staple here

Thank you [openclipart.org](https://openclipart.org)  
for the amazing clipart!!

7

# Set 1 Book 2: Sam

## Answers

### Pre-Reading Worksheets

Your child will practice CVC words with the letters A, C, D, M, N, O, S, and T in preparation for reading this book.

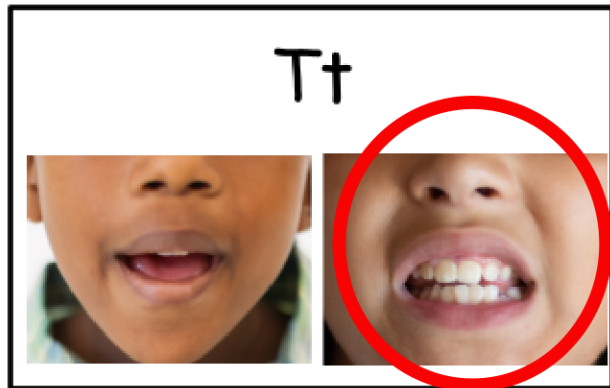
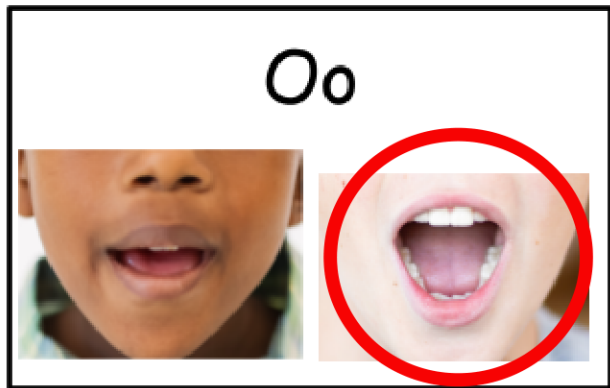
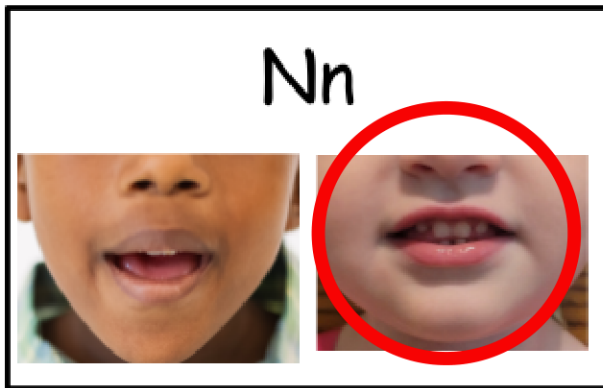
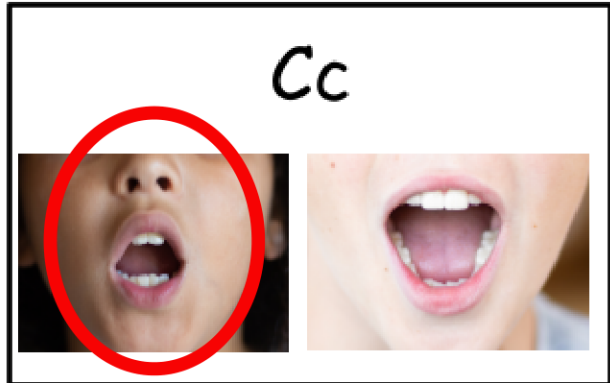
Your child will practice the acronym O.K. and the high-frequency word *and*.

Name: \_\_\_\_\_

# Answers

Set 1 Book 2: Sam

Circle the mouth that is saying the sound of the letter shown.



# Answers

Name: \_\_\_\_\_

Match the letter to the picture that starts with that letter.

Aa

Cc

Dd

Mm

Nn

Oo

Ss

Tt

The matching exercise consists of eight letters on the left and eight pictures on the right. Red lines connect the letters to the pictures as follows:

- Aa connects to the Sun.
- Cc connects to the Cat.
- Dd connects to the Dog.
- Mm connects to the Monkey.
- Nn connects to the Nest.
- Oo connects to the Octopus.
- Ss connects to the Snake.
- Tt connects to the Train.

Thank you openclipart.org for providing the wonderful clipart!!

# Answers

Name: \_\_\_\_\_

Set 1 Book 2: Sam


Read the two words below. Cut out the graphemes (letters) below. Then match the graphemes (letters) to the pictures of the mouths saying the words, and glue. Write the words on the handwriting lines.

a	n	d	c	a	t
---	---	---	---	---	---



a	n	d
---	---	---

and



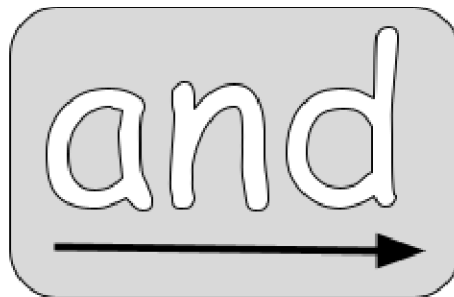
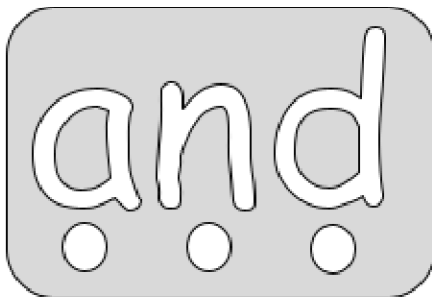
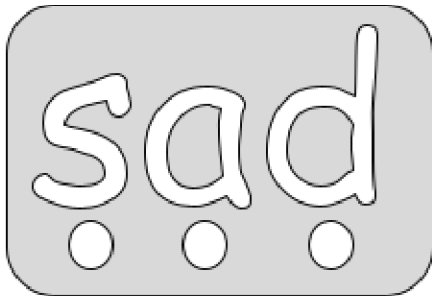
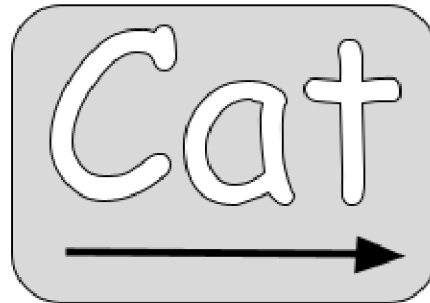
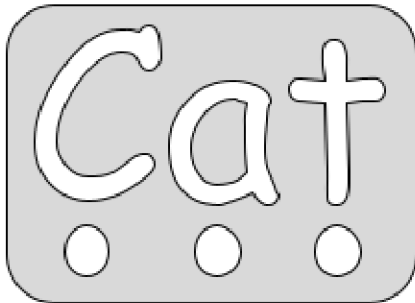
c	a	t
---	---	---

cat

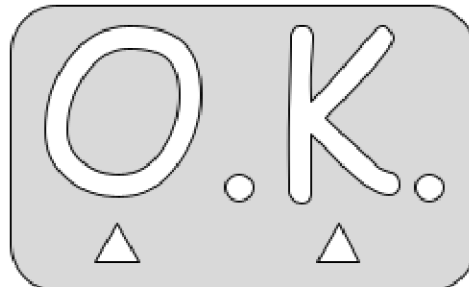
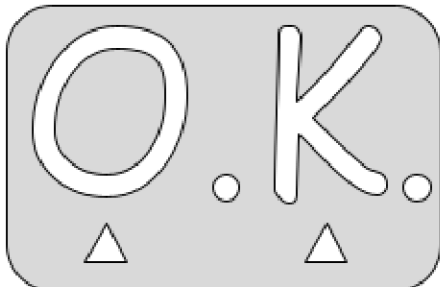
Name: \_\_\_\_\_

# Answers

Touch each dot and say the sound the letter(s) above represent. Then, touching the arrow, put the sounds together to sound out the word.

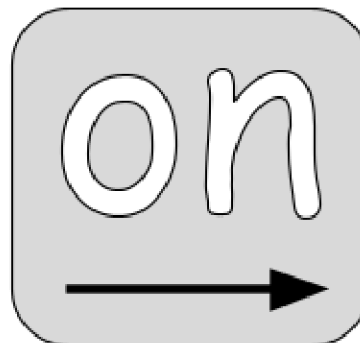
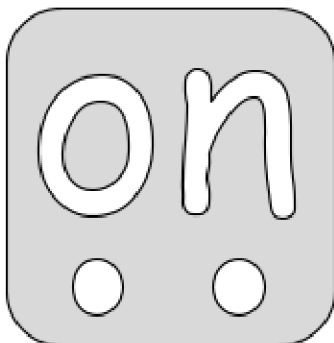
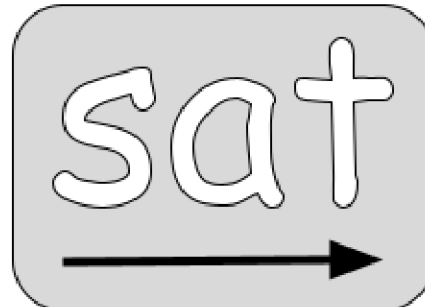
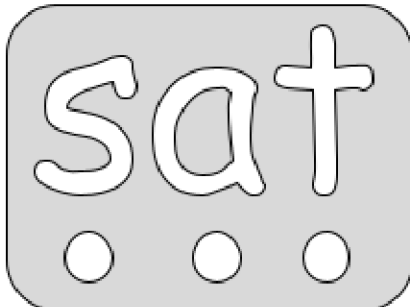
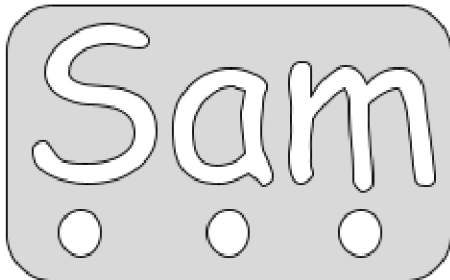
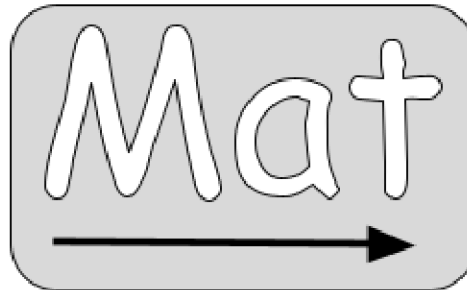
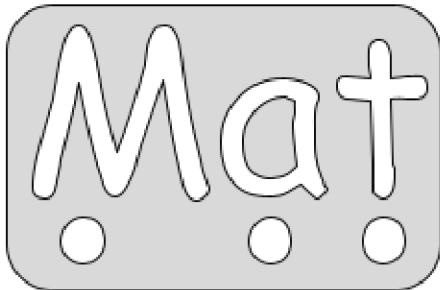


You do not sound out this word. It is an acronym. Just say the letter names.



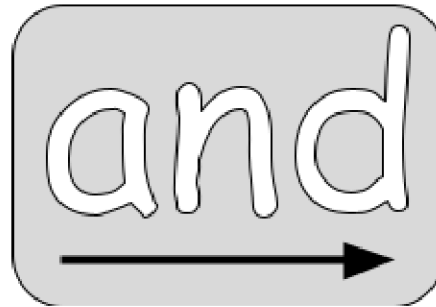
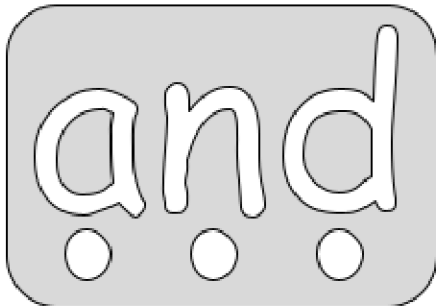
Name: \_\_\_\_\_ **Answers** \_\_\_\_\_

You have read these words before. Touch each dot and say the sound the letter(s) above represent. Then, touching the arrow, put the sounds together to sound out the word.

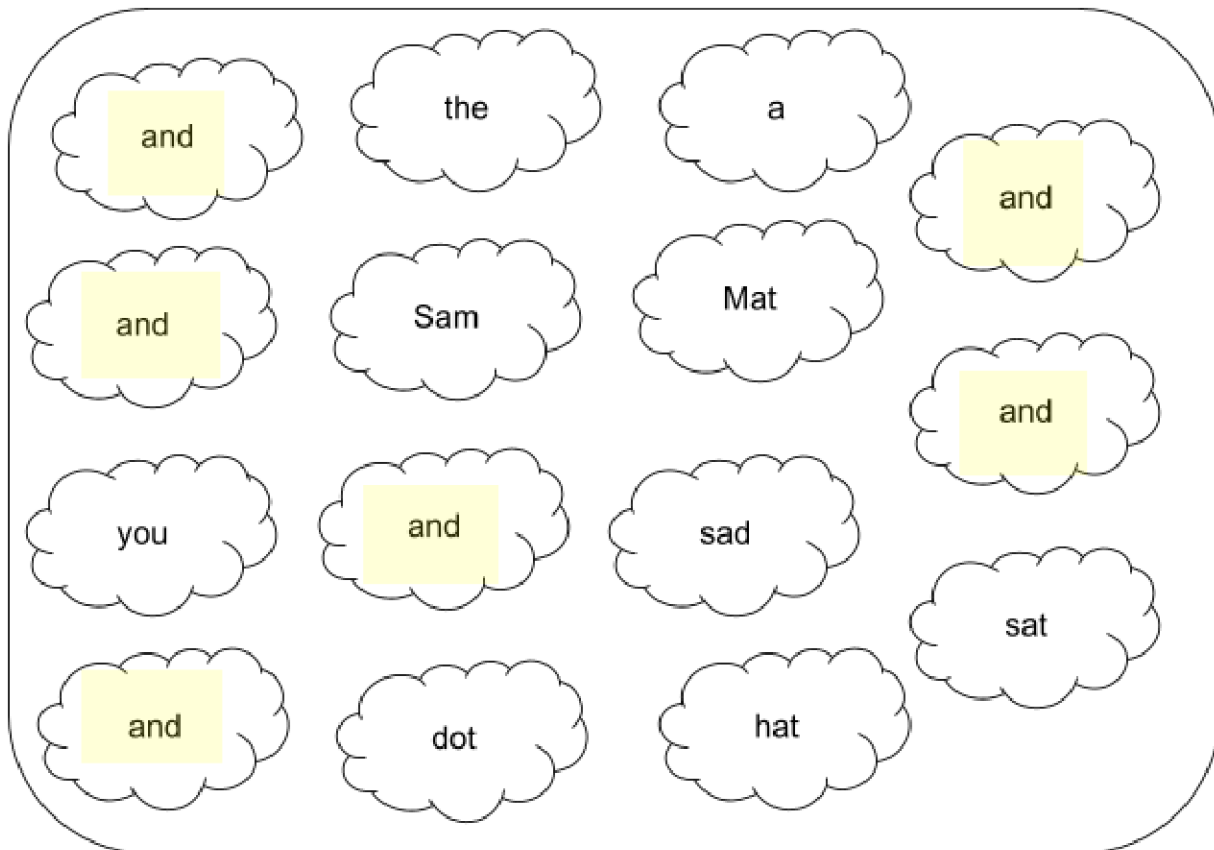


Name: \_\_\_\_\_ **Answers** \_\_\_\_\_



Sound out your new high frequency word.



Color all the clouds with the word AND in it.



Cut and glue the word AND.





Name: \_\_\_\_\_ **Answers** \_\_\_\_\_

Cut and glue the word Cat.

C	a	t
---	---	---

Cut and glue the word sad.

s	a	d
---	---	---

Cut and glue the and.

a	n	d
---	---	---

Cut and glue the word O.K..

O.	K.
----	----

c	t	a
---	---	---

d	s	a
---	---	---

n	a	d
---	---	---

K.	O.
----	----

Set 1 Book 2: Sam


**Answers**

Extra Practice

Post-Reading Worksheets

Name: Answers

Finish writing each word that represents the picture next to it. As you go down the list, each word will only change 1 grapheme (letter or letters that represent one sound.)



mat










       **c** at



       **s** at

Name: \_\_\_\_\_ **Answers** \_\_\_\_\_




Mat and sat rhyme. Color all of the other words that rhyme with Mat and sat.



Thank you [openclipart.org](http://openclipart.org) for providing the wonderful clipart!!



Name: \_\_\_\_\_ **Answers** \_\_\_\_\_

Sad and Dad rhyme. Color all of the other words that rhyme with sad and dad.



O.K. is an acronym. You do not sound out this word. You say the letter names.


LOL is an acronym. It means Laugh Out Loud. You say the letter names.



Thank you [openclipart.org](http://openclipart.org) for providing the wonderful clipart!!


Create your own book!

1. Write your name on the blank.
2. Color all the pictures.
3. Cut out the book.
4. Staple your book together in order.
5. Read your book!



Staple here

Sad Cat.



2

Staple here

Mad Cat.



3

Staple here

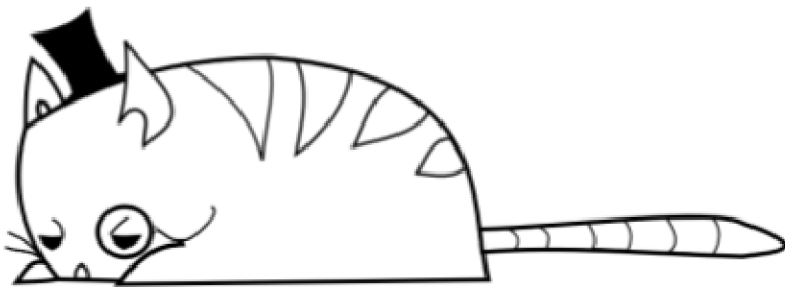
Cat sat.



4

Staple here

Cat hat. LOL Cat!



5



Staple here

O.K. Cat.



6

Staple here

Thank you [opencart.org](https://opencart.org)  
for the amazing clipart!!

7